

K-1 | W5

Today's Suggested Schedule—May 2026, Week 5

Bible Story: Heaven • *Revelation 21:3-5*

Bottom Line: God will make everything right in the end.

Monthly Memory Verse: *Let us not become tired of doing good. At the right time we will gather a crop if we don't give up.* • Galatians 6:9 NIRV

Loud sounds, bright lights, and large groups can be overwhelming or overstimulating for some children. To create a more inclusive large group experience, consider offering adaptive tools like noise-canceling headphones, sunglasses, sensory-friendly items, or access to modified spaces.

Prelude: Setting the Tone for the Experience

See the **Getting Ready** pages at the end of this document for a detailed description of what you'll need for today.

In the **Prelude** folder of your curriculum, you'll find a variety of other resources to help you prepare.

Small Group (15 minutes)

Social: Providing Time for Fun Interaction

Opening Activity

Large Group (35 minutes)

Story: Communicating God's Truth in Engaging Ways

Worship: Inviting People to Respond to God

Opener

Worship

Bible Story (sections from God's Big Story are listed as optional)

Prayer

Small Group (25 minutes)

Groups: Creating a Safe Place to Connect

Bible Story Review: Remove the Tears (K-1st grade), Finish the Drawing (2nd-3rd grade)

Application Activity: Refract the Light (K-1st grade), Broken to New (2nd-3rd grade)

Memory Verse Activity: Cross the Finish Line (K-1st grade), Pass the Verse (2nd-3rd grade)

Prayer Activity: Pray and Dismiss

Home: Prompting Action Beyond the Experience

Parent Cue Card (Print or Email)

Devotionals for Kids

Parent Cue App



Bible Story

Heaven • *Revelation 21:3-5*

Conversation Starter

What do you think heaven will be like?

Bottom Line

God will make everything right in the end.

Monthly Memory Verse

Let us not become tired of doing good. At the right time we will gather a crop if we don't give up. • Galatians 6:9 NIRV

5 min

Social

5 min

K1 Social Activity | Made to Play

What You Need

 Offering container

1

What You Do:

During the Activity:

- Greet each kid by name with a fist bump, high five, smile, or wave as they arrive.
- Invite any kids who brought an offering to place it in the offering container.
- Gather the kids in a circle.
- Explain that you are going to create a story together, one sentence at a time.
- Tell them the most important rule: the story **MUST** have a happy ending.
- You start the story with, "Once upon a time, there was a brave little squirrel who wanted to climb the tallest tree in the forest."
- Point to the next kid and have them add one sentence to the story. (e.g., "But a big scary owl lived in that tree!")
- Continue around the circle with each kid adding one sentence to the story.
- Guide the story toward a happy conclusion.

What You Say:

"What a great story! Even though there were some scary parts, it had a happy ending. That's what we love about stories! Today, we're going to hear a true story from the Bible about the end of God's big story. And guess what? It's the happiest ending of all, and, as a follower of Jesus, you are going to live it! It's the ending of your story too! Let's go learn about it."




5 min

Bible Story Review

5 min

K1 - Remove the Tears | Made to Move

What You Need

| | |
|---|----|
|  Bible | 1 |
|  Blue paper plates | 24 |
|  Permanent marker | 1 |



- Arrange plates on a table so all kids can reach the plates.
- Play in a smaller, designated area of the room to make the activity less overwhelming for kids who may have sensory sensitivities to large, open spaces.

What You Do:

Before the Activity:

- Draw a sad face with a tear on the blue side of each plate.
- On the back side of each plate, draw a big happy face.
- Scatter the plates all over the floor with the sad side facing up.

During the Activity:

- Open your Bible and read Revelation 21:3-5 out loud to the kids.
- Share the following points:
 - This is your future that's coming!
 - God is going to move His home, heaven, down to earth, and we will live with Him forever!
 - There will be no more sadness, crying, or pain in our forever home.
 - God's going to fix everything that's broken to make it new!
- Tell the kids that today's Bible Story says that one day, in our forever home, God will wipe away every tear. There will be no more sadness.
- Explain the game: "This room is full of sad tears! Let's get rid of them. When I say, 'Go!' your job is to race around and flip over all the plates so that only the happy faces are showing."
- Say "Go!" and let the kids race to flip all the plates.
- Cheer them on as they work together to "remove the tears."

What You Say:

"You did it! Look! All the sadness is gone, and now we only see happy faces. This is what the Bible promises our forever home with God will be like. No more crying, no more being sad or hurt. It's the best promise ever, and it gives us hope to keep going.

"If you're going through something hard, ask God for help. He will go with you every step of the way. And then let your future with God, that's going to be so good, help you get through the hard things now! We know that **[Bottom Line] God will make everything right in the end.**"




5 min

Application Activity

5 min

K1 - Light Refraction | Made to Explore

What You Need

| | |
|--|---|
|  CD or DVD | 1 |
|  Flashlight | 1 |
|  White wall or piece of paper | 1 |

What You Do:

During the Activity:

- Dim the lights in your room.
- Ask the kids to gather around.
- Hold the CD/DVD and shine the flashlight onto its reflective surface.
- Tilt the CD/DVD until the light bounces off it and creates a rainbow on the wall or paper.
- Let the kids take turns holding the flashlight or the CD/DVD to make their own rainbows.

What You Say:

"Isn't that beautiful? A plain old light shines on this disc and turns into all these amazing colors. Our Bible Story about our forever home says that God's glory will be the light. It will be more beautiful than any rainbow we can imagine.

"Even when our world feels dark or sad sometimes, we can remember the light and beauty that God has promised. God is going to bring His home, heaven, down to earth. He is going to live with us forever! And the whole earth will be made new—God is going to fix everything that is broken. We can't even imagine how amazing that will be—better than Christmas and your birthday and every holiday rolled into one because **[Bottom Line] God will make everything right in the end.**"



5 min

Memory Verse Activity

5 min

K1 - Cross the Finish Line | Made to Move *Uses Minimal Supplies*

What You Need

-  Bibles marked at Galatians 6:9 1
-  Crepe paper streamers, one roll 1



- Kids can run, move, or roll to cross the finish line.
- Set up the finish line so it's accessible for all kids.

What You Do:

During the Activity:

- Open your Bible to Galatians 6:9. Read it aloud to the group.
- Have two leaders hold a three-foot length of crepe paper like a finish line tape at one end of the room.
- Instruct the kids to line up on the other side of the room.
- Explain that to finish the "TREK" for the month, and the journey through the Bible this school year, they have to cross the finish line.
- To cross, each kid must first say the Memory Verse. Help them with the words as needed.
- After each kid says the verse, let them run through and break the finish line tape!
- Cheer and celebrate for each kid as they finish the race.

What You Say:

"You did it! You finished the race! Our Memory Verse reminds us not to give up. We can keep going because we know there is an amazing finish line waiting for us. We have God's Holy Spirit with us every step of the way! And in the end, when Jesus returns, God will make every single wrong thing right. We'll get to actually SEE God with our eyes and be His close friends forever, just like He has always wanted. Because of Jesus, we know that **[Bottom Line] God will make everything right in the end.**"




5 min

Prayer

5 min

K1 – Pray and Dismiss | Made to Reflect

What You Need

-  Paper plate 1
-  Play-Doh® in a variety of color Several
-  EveryChild Supplies: Gloves Several



- Provide gloves for kids with sensory sensitivities.

What You Do:

During the Activity:

- Gather the kids in a circle.
- Give each kid a small, quarter-size ball of Play-Doh®.
- Place the paper plate in the center of the circle.
- Ask each kid to think of one sad or broken thing in our world that they can't wait for God to make new one day. (e.g., people being sick, friends being mean, feeling sad)
- Go around the circle, and after each kid shares their thoughts, have them "smoosh" their Play-Doh® onto the paper plate.
- Continue until you have a multi-colored smoosh of Play-Doh®.
- Pick up the plate and show the group. Then, begin to knead and roll all the colors together.
- As you do, explain that God takes all the broken, messy, sad parts of our world and is making them into something new and beautiful.
- Shape the mixed-up Play-Doh® into a heart.

What You Say:

"Look! We made something new out of those messy pieces! This helps us remember God's promise. He sees all the things that are sad and broken, and He promises that one day, He will make everything new. Let's pray."

Prayer:

"Dear God, thank You for the promise of heaven. Thank You that one day, You will wipe away every tear and make all the sad things new again. Help us to have hope and to keep going because we know You will make everything right in the end. We love You, and we pray these things in Jesus' name. Amen."

Getting Ready | K1

Small Group

GETTING READY

Here's everything you need to know to get ready for this week.

SOCIAL:

Opening Activity Made to Imagine

What You Need:

- Offering container, one per Small Group

GROUPS:

Choose as many of these activities as you like.

1. Remove the Tears

[Talk about God | Bible Story Review]

Made to Move

What You Need:

- Bible, one per Small Group
- Blue paper plates, twenty-four per Small Group
- Permanent marker, one per Small Group

What You Do:

- Draw a sad face with a tear on the blue side of each plate.
- On the back side of each plate, draw a big happy face.
- Scatter the plates all over the floor with the sad side facing up.

2. Light Refraction

[Live for God | Application Activity]

Made to Explore

What You Need:

- CD or DVD, one per Small Group
- Flashlight, one per Small Group
- White wall or piece of paper, one per Small Group

3. Cross the Finish Line

[Hear from God | Memory Verse Activity]

Made to Move

What You Need:

- Bible, one per Small Group
- Crepe paper streamers, one roll per Small Group

4. Pray and Dismiss

[Pray to God | Prayer Activity]

Made to Reflect

What You Need:

- Paper plate, one per Small Group
- Play-Doh® in a variety of colors, several per Small Group

EveryChild Supplies:

- *Gloves*

HOME: Prompting Action Beyond the Experience

- Print on cardstock or email this week's devotionals and Parent Cue cards.
- Tell parents about our additional family resource: **Parent Cue App.**

Supplies

K1 Social Activity | Made to Play

- | | Quantity |
|-----------------------|----------|
| 1. Offering container | 1 |

K1 - Remove the Tears | Made to Move

- | | Quantity |
|----------------------|----------|
| 1. Bible | 1 |
| 2. Blue paper plates | 24 |
| 3. Permanent marker | 1 |

K1 - Light Refraction | Made to Explore

- | | Quantity |
|---------------------------------|----------|
| 1. CD or DVD | 1 |
| 2. Flashlight | 1 |
| 3. White wall or piece of paper | 1 |

K1 - Cross the Finish Line | Made to Move *Uses Minimal Supplies*

- | | Quantity |
|------------------------------------|----------|
| 1. Bibles marked at Galatians 6:9 | 1 |
| 2. Crepe paper streamers, one roll | 1 |

K1 - Pray and Dismiss | Made to Reflect

- | | Quantity |
|------------------------------------|----------|
| 1. Paper plate | 1 |
| 2. Play-Doh® in a variety of color | Several |
| 3. EveryChild Supplies: Gloves | Several |