

Bible Story: Heaven • *Revelation 21:3-5*

Bottom Line: God will make everything right in the end.

Conversation Starter: What do you think heaven will be like?

Monthly Memory Verse: *Let us not become tired of doing good. At the right time we will gather a crop if we don't give up.* • Galatians 6:9 NIRV

Loud sounds, bright lights, and large groups can be overwhelming or overstimulating for some children. To create a more inclusive large group experience, consider offering adaptive tools like noise-canceling headphones, sunglasses, sensory-friendly items, or access to modified spaces.

Prelude: Setting the Tone for the Experience

See the **Getting Ready** pages at the end of this document for a detailed description of what you'll need for today.

In the **Prelude** folder of your curriculum, you'll find a variety of other resources to help you prepare.

Small Group (15 minutes)

Social: Providing Time for Fun Interaction

Opening Activity

Large Group (35 minutes)

Story: Communicating God's Truth in Engaging Ways

Worship: Inviting People to Respond to God

Opener

Worship

Bible Story (sections about God's Big Story are included as optional)

Prayer

Small Group (25 minutes)

Groups: Creating a Safe Place to Connect

Application Activity: Take a Snapshot

Bible Story Review: Bible Story Extension and Discussion Questions

Memory Verse Activity: Verses to Take with You

Prayer Activity: Make It Personal with Prayer

Home: Prompting Action Beyond the Experience

Parent Cue Card (Print or Email)

Devotionals for Kids

Parent Cue App



Bible Story

Heaven • *Revelation 21:3-5*

Conversation Starter

What do you think heaven will be like?

Bottom Line

God will make everything right in the end.

Monthly Memory Verse

Let us not become tired of doing good. At the right time we will gather a crop if we don't give up. • Galatians 6:9 NIRV

5 min

Social

5 min

Preteen Social Activity | Made to Play

What You Need

 Offering container

1


What You Do:

During the Activity:

- Welcome kids by name as they arrive with a high five, fist bump, or a wave.
- Invite any kids who brought an offering to place it in the offering container.
- Instruct the group to stand in a circle, shoulder to shoulder.
- Instruct everyone to reach into the circle and grab the hands of two different people, but not the people standing directly next to them. The result will be a large, human knot.
- Explain the challenge: "Without letting go of the hands you are holding, work together to untangle yourselves and form a single, unbroken circle."
- This will require a lot of communication, twisting, turning, and stepping over and/or under arms.
- Encourage kids not to give up, even when it seems impossible.

What You Say:

"That was seriously challenging! There were moments when you felt completely stuck, right? But you had to persevere and talk to each other to figure it out. You couldn't give up. Our journey through life can sometimes feel like a tangled knot, especially when things are confusing, and we don't know the way out. But today's story gives us the ultimate hope for how God will untangle everything in the end. Let's go hear more!"







5 min

Bible Story Review

5 min

Preteen – Bible Story Extension | Made to Create *Uses Minimal Supplies*

What You Need

 Bibles	1
 Transparency sheets	1
 Fine-tip permanent markers	Several
 Clear tape	1

What You Do:

During the Activity:


- Give each kid a transparency sheet and a marker.
- Read the description of heaven from Revelation 21:3-5 again.
- Ask them to imagine what heaven will be like based on the description and their own hopes.
- Instruct kids to draw their vision of what heaven might look like in a horizontal layout on the transparency sheet. And write the **Bottom Line**, **"God will make everything right in the end,"** somewhere on their drawing.
- When finished, show them how to roll their sheet into a cone/mountain shape and secure it with a piece of tape.

What You Say:

"These look amazing! It's hard to even imagine how incredible heaven will be, but it's fun to try. The Bible gives us a glimpse, a sneak peek, of the end of the story. And it's a good one.

"The Bible tells us that: "He will wipe away every tear from their eyes. There will be no more death.' And there will be no more sadness. There will be no more crying or pain. Things are no longer the way they used to be" (Revelation 21:4 NIV). Jesus promised that everything would be made new! It's a powerful promise that helps us persevere through the hard parts of the story we're living in now. When Jesus returns, the terrible curse of sin won't have any more power over God's children. Ever. We will get to live in perfect friendship with God, and we'll do the amazing work of taking care of all He created. Forever.

"When you choose to follow Jesus, that's the true end of your story. Or maybe we should say ... the beginning! We can keep going because we know **[Bottom Line] God will make everything right in the end."**



5 min

Application Activity

5 min

Preteen – Take a Snapshot | Made to Create

What You Need

- Butcher paper 1
- Coloring supplies Several

What You Do:

Before the Activity:

- Place the butcher paper on the floor.
- On the far-left end, write, "CREATION (Everything Was Good)." Draw a simple picture of a garden or the world.
- On the far-right end, write, "NEW CREATION (Everything Is Made Right)." Draw a simple scene of the new earth with the New Jerusalem (a shining city) in the background.

During the Activity:

- Explain that this is the beginning and end of the big story God has been telling in the Bible.
- Ask kids to think about the stories they've learned in church. What are some of the big moments that have happened between the beginning and the end?
- Encourage kids to work together to draw pictures or write key words on a timeline to fill in the middle of the story. (e.g., Adam and Eve, Noah, Abraham, Moses, David, Jesus' birth, Jesus' death and resurrection, Paul's journeys, etc.)


What You Say:

"Look at this incredible timeline! When you see it all laid out, you can see that God has been working on His plan for a very, very long time. There have been hard parts and sad parts, but the story has always been moving toward that amazing ending.

"We are part of this story, right here in the middle. So what does this mean for us? It's so important for us to remember that we're living in the middle of the big story God is telling!

"This is a summary of the big story God is telling: God created everything, but people broke their perfect friendship with God, and sin entered the world. Still, God has been writing a story of redemption all through history, and He proved it by sending His own Son, Jesus, to break the terrible curse of sin so we could be close friends with God again. And the story will conclude when Jesus comes back to make everything right, and God will be with us all the time!

"God has always been faithful, so we can know that He's going to make everything right in the end. And because we know the ending, we can have hope. We can persevere through the hard things right now, knowing that **[Bottom Line] God will make everything right in the end.**"




5 min

Memory Verse Activity

5 min

Preteen – Verses to Take with You | Made to Move

What You Need

 Bibles 1

 Hacky sack or a small, soft beanbag 1

What You Do:

- Give every kid a Bible.
- Invite them to look up Galatians 6:9 using the Bible Navigation Tips below:

Finding verses with 4th-5th graders: Ask kids to tell you if the book of the Bible they're looking for is in the Old Testament or New Testament. If it's in the Old, instruct kids to flip slowly, starting at the front of the Bible and heading toward the back, until they find the book they're looking for. If it's in the New, instruct kids to start flipping from the back, going forward to find the book they're looking for. Once they find the book, explain that the big numbers on the page are the chapter numbers. First, have them find the chapter they're looking for. Then explain that the small numbers are verse numbers. Tell kids to find the verse within the chapter they've already found.

- Read the Memory Verse out loud together several times.
- Review any words that might be unfamiliar to the kids.
- Invite the kids to set their Bibles aside.
- Invite the group to stand in a circle.
- Say: "We're going to try to say the Memory Verse, Galatians 6:9, together. But here's the catch. Every time the hacky sack hits the ground, we have to start the verse over from the beginning."
- Start by trying to pass the hacky sack around the circle while reciting the verse. It will likely drop several times, forcing kids to repeat the verse over and over. This turns memorization into a fun, cooperative game of perseverance.
- Keep playing until they can successfully make it all the way around the circle.

What You Say:

"That was tough! You had to persevere and not give up, even when you kept having to start over. That's exactly what our Memory Verse is about! It's a perfect way to remember it. We can keep doing good, even when we mess up, because we know God's promise is true. We have God's Holy Spirit with us every step of the way in this sometimes-difficult middle part of God's story! And in the end, when Jesus returns, God will make every single wrong thing right! Remember, **[Bottom Line] God will make everything right in the end.**"

5 min

Discussion Questions

5 min

Preteen Discussion Questions

What You Need

No supplies needed

What You Do:

Ask these questions and discuss:

- If you were John, exiled on an island and suddenly seeing Jesus in glory (that's what John records in the beginning of the book of Revelation), how do you think you would feel—and why do you think Jesus started by saying, “Do not be afraid”? What does that tell you about Jesus’ heart toward us?
- God promised to wipe away every tear, end all pain, and make everything new. How does that future hope change the way you face hard things right now? Why might God want us to hold onto this picture?
- Revelation shows a world where God finally lives with His people again—like in the Garden of Eden. What do you think it will be like to see God face-to-face? How does that idea shift the way you think about heaven?
- John saw things that were beautiful, confusing, and sometimes scary. What does that teach you about trusting God, even when you don’t understand what He’s doing?
- If you really believed that God will make everything right in the end, how might it change the way you respond to sadness, unfairness, or disappointment today? What choices would look different?

5 min

Prayer

5 min

Preteen – Make It Personal with Prayer | Made to Reflect

What You Need

No supplies needed

What You Do:

- Ask the kids to sit in a circle.
- Ask them to think quietly for a moment about the world around them.
- Ask, "What is one thing in the world today that feels broken, sad, or just not right to you?" (e.g., people being hungry, wars, sickness, friends being mean to each other)
- Go around the circle and let each person share one thing.
- Explain that praying is one way we persevere and show that we trust God and God's promise. When we pray about the broken things, we are "giving them to God," trusting that He will help.
- Close by praying together for the things they mentioned.

What You Say:

"It can be overwhelming to think about all the hard things in the world. But our hope isn't in our ability to fix everything. Our hope is in God. And while we still live in this difficult part of the story, we can ask the Holy Spirit to encourage our hearts and give us hope as we look forward to the time when God will make everything right and be with us forever. Let's pray and give these things to Him now."

Prayer:

"God, we see a lot of things in the world that are broken and sad. We pray for [mention a few of the things the kids shared]. It's hard to understand why these things happen. But we trust You. We believe Your promise that one day, You will make everything new and right again. Help us to have hope and to not give up in doing good. We love You, and we pray these things in Jesus' name. Amen."



Getting Ready | Preteen Small Group

GETTING READY

Here's everything you need to know to get ready for this week.

SOCIAL:

Opening Activity

Made to Play

What You Need:

- Offering container, one per Small Group

GROUPS:

Choose as many of these activities as you like.

1. Take a Snapshot

[Live for God | Application Activity]

Made to Create

What You Need:

- Butcher paper, one piece per Small Group
- Coloring supplies, several per Small Group

What You Do:

- Place the butcher paper on the floor.
- On the far-left end, write, "CREATION (Everything Was Good)." Draw a simple picture of a garden or the world.
- On the far-right end, write, "NEW CREATION (Everything Is Made Right)." Draw a simple scene of the new earth with the New Jerusalem (a shining city) in the background.

2. Bible Story Extension

Talk about God | Bible Story Review

Made to Create

What You Need:

- Bibles, one per kid
- Transparency sheets, one per kid
- Fine-tip permanent markers, several per Small Group
- Clear tape, one roll per Small Group

3. Discussion Questions

Talk about God | Bible Story Review

Made to Connect

What You Need:

- No supplies needed

4. Verses to Take with You

Hear from God | Memory Verse Activity

Made to Move

What You Need:

- Bibles, one per kid
- Hacky sack or a small, soft beanbag; one per Small Group

5. Make It Personal with Prayer

Pray to God | Prayer Activity

Made to Reflect**What You Need:**

- No supplies needed

HOME: Prompting Action Beyond the Experience

- Print on cardstock or email this week's devotionals and Parent Cue cards.
- Tell parents about our additional family resource: **Parent Cue App.**

Supplies

Preteen Social Activity | Made to Play

- | | Quantity |
|-----------------------|----------|
| 1. Offering container | 1 |

Preteen - Bible Story Extension | Made to Create *Uses Minimal Supplies*

- | | Quantity |
|-------------------------------|----------|
| 1. Bibles | 1 |
| 2. Transparency sheets | 1 |
| 3. Fine-tip permanent markers | Several |
| 4. Clear tape | 1 |

Preteen - Take a Snapshot | Made to Create

- | | Quantity |
|----------------------|----------|
| 1. Butcher paper | 1 |
| 2. Coloring supplies | Several |

Preteen - Verses to Take with You | Made to Move

- | | Quantity |
|--|----------|
| 1. Bibles | 1 |
| 2. Hacky sack or a small, soft beanbag | 1 |